

# LEA Strategic Plan Workflow Chart


Status from Not Started to Plan Started  
Role Needed: LEA Plan Data Entry  
Emails: None



Approved

Status from Plan Started to Plan Completed  
Role Needed: LEA Plan Data Entry  
Emails: LEA Superintendent


Revisions Needed



Approved

Status from Plan Completed LEA Superintendent Approved  
Role Needed: LEA Superintendent  
Emails: WVDE Plan Reviewer

Revisions Needed

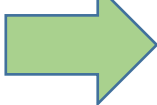


Status from Plan Completed to LEA Superintendent Returned  
Role Needed: LEA Superintendent  
Emails: LEA Plan Data Entry



Status from LEA Superintendent Approved to Approved by Office of Student and School Support  
Role Needed: WVDE Plan Reviewer  
Emails: LEA Plan Data Entry LEA Superintendent

Status from LEA Superintendent Approved to Returned by Office of Student and School Support  
Role Needed: WVDE Plan Reviewer  
Emails: LEA Plan Data Entry LEA Superintendent



When the Strategic Plan is returned it will go back to the start of this flow chart

# School Strategic Plan Workflow Chart

